



Thank you for purchasing 2xCAP

Read these instructions before using your 2xCAP

Security instructions:

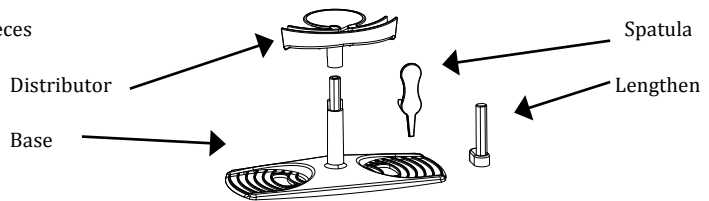
2xCAP contains small parts, should not be handled by children

2xCAP is an accessory for coffee capsules and for use exclusively with coffee

Operating instructions:

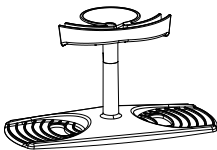
2xCAP is an accessory for Nespresso coffee machines®

2xCAP consists of 4 pieces

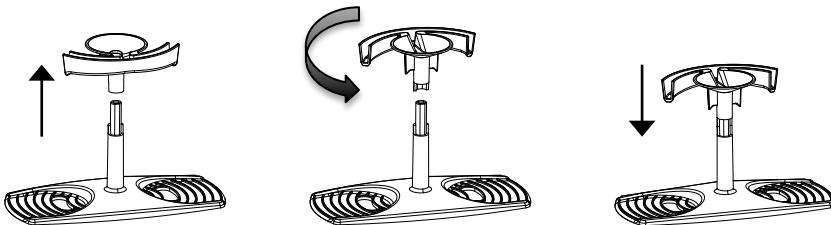


2xCAP has 3 different heights and 4 positions to adapt to the different coffee makers in the market

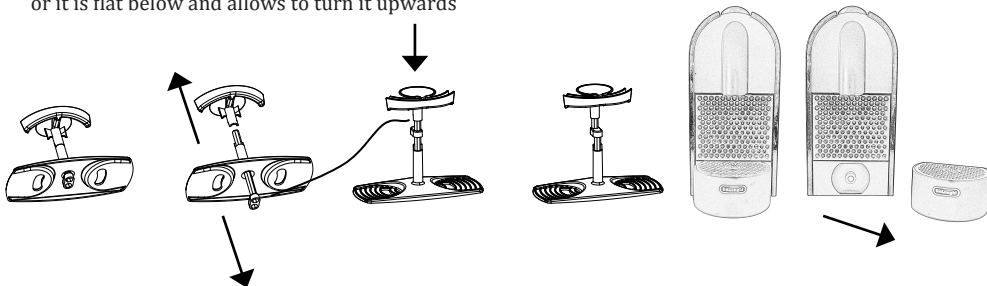
Position 1: As you have removed the 2xCAP from the box



Position 2: Separate the distributor from the base and turn it half a turn on the support shaft, reinsert the distributor into the base

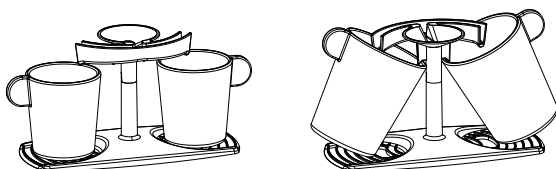


Position 3 and 4: Separate the distributor from the base, remove the extension placed inside the base and place it on the base with the largest part down, in any of the 2 positions depending on your coffee maker, place the distributor on the elongate. For coffee machines in which the base can be removed or it is flat below and allows to turn it upwards




Place the 2xCAP on the base of the coffee maker and two cups on the base of the 2xCAP

For the higher cups, place them inclined between the top stop under the distributor and the grooves on the cup holder base



In some varieties of capsules, foam remains in the distribution channels making the next use difficult, use the spatula to clean them, you can store the spatula in the central support



2xCAP is dishwasher safe

Recommendations:

It's recommended the use of lungo type capsules or of greater intensity, to the taste of the consumer

Holder of the marketing authorization and responsible for manufacturing:

Empower and Inspire S.L.
Via Augusta, 147, 3ª
08021- Barcelona. Spain
More information in www.2xcap.eu

Nespresso® is a brand not related to 2xCAP®.